



gva''igK I D''Pgva''igK vk¶v tevW©XvKv

ZwiL: 19 RjvB 2018

†_k vk¶ve'e'vq th BZevPK cweZD N¶UQ G wlvw GLb meRbwwZ | KvY RbM Gi dj tcz iiaeKti† | Gw mre nq†Q gbbxq cöbgsx Rb¶bx†kl nwavi tbbZ; AvI Zvi n¶hM vk¶vgsxRve bjg Bnj v bwa` Ggw Gi vjmc†Póv | evj v tki vk¶v e'e'vq D¶WZ nq†Q bZv wM¶I D¶j L 2 Gwö †_k 24 tgnvz I bkj gy cwt¶k w¶ tki 7w tK`hm 340w tK` aGBPGmm I 18w tK` aWAvW Gmcix¶v AbvZ nq | Gevi GBPGmm cix¶v me¶gU 3,69,760 Rb cix¶v AskMöY Kti cvmKti 2,44,512 Rb, cvni ni 66.13 kZvk Ges WAvW Gmcix¶v me¶gU 936 Rb cix¶v AskMöY Kti 822 Rb cvmKti, cvni ni 87.82 kZvk | tnevMöZ v i Dbz tnevcöb j t¶¶ Xkv vk¶v tevWWRUj tnevcöb Ae'vZ t†L†Q | thgb-

- ❖ BUi tbiU tnevm cömi Y Kga¶Pi gva'tg tnevMöZ v i Dbz tnevcöb Ki†Q | ZvZ tnevMöZ viv`Z I t e'tq tnev cv'Q |
- ❖ GnGgGmGi gva'tg cix¶vi dj Rbvht'Q |
- ❖ B†gBj I Ab-j vBb Gi gva'tg nkj vk¶v cöb Ges tevW I tgemBUn†Z Ab-j vBb c†Z'K cix¶v xdj RbvZ cv†Q |
- ❖ 2018-2019 tntb GBPGmmi Qm-Qm x i Ab-j vBb fvz¶ Khtg mdj fve tkl nq†Q |

cwt¶kl gbbxq cöbgsxi cöZ me¶kl KZÁZv Ácvb Kiw | gbbxq vk¶vgsx mDe gnv qm vk¶v gsYj tqi nkj KGRZ© I KgPi x i Xkv vk¶v tevW© c¶ t_K Rvb Av¶K ab'ev | ab'ev Rvb tRj v cövb, cyk cövb, Ktj R cövb, tK` i fvi cö KGRZ© cö teyK, cöb cix¶K, cix¶K, vix¶K, tevW© KGRZ© KgPi xm cix¶v vnsko mev¶K |

cömi gyRqvDj nk

†Pvi g'v

gva'gk I D'Pgva'gk vk¶v tevW© Xkv |



মাধ্যমিক ও উচ্চমাধ্যমিক শিক্ষা বোর্ড, ঢাকা

বিজ্ঞপ্তি

বিজ্ঞপ্তি - ২১২/উমা পরী/৭৯(অংশ-২)/৪৩৮

তারিখ : ১৯ জুলাই ২০১৮
০৪ শ্রাবণ ১৪২৫

মাধ্যমিক ও উচ্চমাধ্যমিক শিক্ষা বোর্ড, ঢাকা এর ২০১৮ সালের এপ্রিল-মে মাসে অনুষ্ঠিত এইচএসসি পরীক্ষার ফল আজ ১৯ জুলাই ২০১৮ বৃহস্পতিবার বেলা ১.৩০টায় বোর্ড কমিটির অনুমোদন সাপেক্ষে প্রকাশ করা হলো।

প্রকাশিত ফলে কোন প্রকার অসঙ্গতি বা অনভিপ্রেত ভুল পরিলক্ষিত হলে তা পরিবর্তন, সংশোধন ও বাতিল করার পূর্ণ ক্ষমতা শিক্ষা বোর্ড কর্তৃপক্ষ সংরক্ষণ করে।

উল্লেখ্য, প্রকাশিত ফলে কোন প্রকার ত্রুটি পরিলক্ষিত হলে তা অবশ্যই ফল প্রকাশের দিন থেকে পরবর্তী ৩০ (ত্রিশ) দিনের মধ্যে নিম্নস্বাক্ষরকারীকে লিখিতভাবে অবহিত করতে হবে। অন্যথায় এ বিষয়ে বোর্ড কর্তৃপক্ষকে দায়ী করা যাবে না।

তপন কুমার সরকার

পরীক্ষা নিয়ন্ত্রক

মাধ্যমিক ও উচ্চমাধ্যমিক শিক্ষা বোর্ড, ঢাকা

BOARD OF INTERMEDIATE AND SECONDARY EDUCATION, DHAKA
HIGHER SECONDARY CERTIFICATE EXAMINATION-2018

OVERALL RESULT STATISTICS

GROUP	MALE / FEMALE	TOTAL EXAMINEES	APPEARED EXAMINEES	NO. OF EXAMINEES SECURING MINIMUM GRADE POINT 1.0 & PASSED IN EVERY COMPULSORY & ELECTIVE SUBJECT	
				NO. OF EXAMINEES	%
SCIENCE	MALE	51,865	51,371	41,569	80.92
	FEMALE	39,581	39,384	32,685	82.99
	TOTAL	91,446	90,755	74,254	81.82
HUMANITIES	MALE	76,259	75,041	37,221	49.60
	FEMALE	99,674	98,570	58,656	59.51
	TOTAL	175,933	173,611	95,877	55.23
BUSINESS STUDIES	MALE	61,137	60,430	39,609	65.55
	FEMALE	45,430	44,964	34,772	77.33
	TOTAL	106,567	105,394	74,381	70.57
TOTAL MALE		189,261	186,842	118,399	63.37
TOTAL FEMALE		184,685	182,918	126,113	68.95
GRAND TOTAL		373,946	369,760	244,512	66.13



Tapan Kumar Sarkar
Controller of Examinations

BOARD OF INTERMEDIATE AND SECONDARY EDUCATION, DHAKA
HIGHER SECONDARY CERTIFICATE EXAMINATION-2018

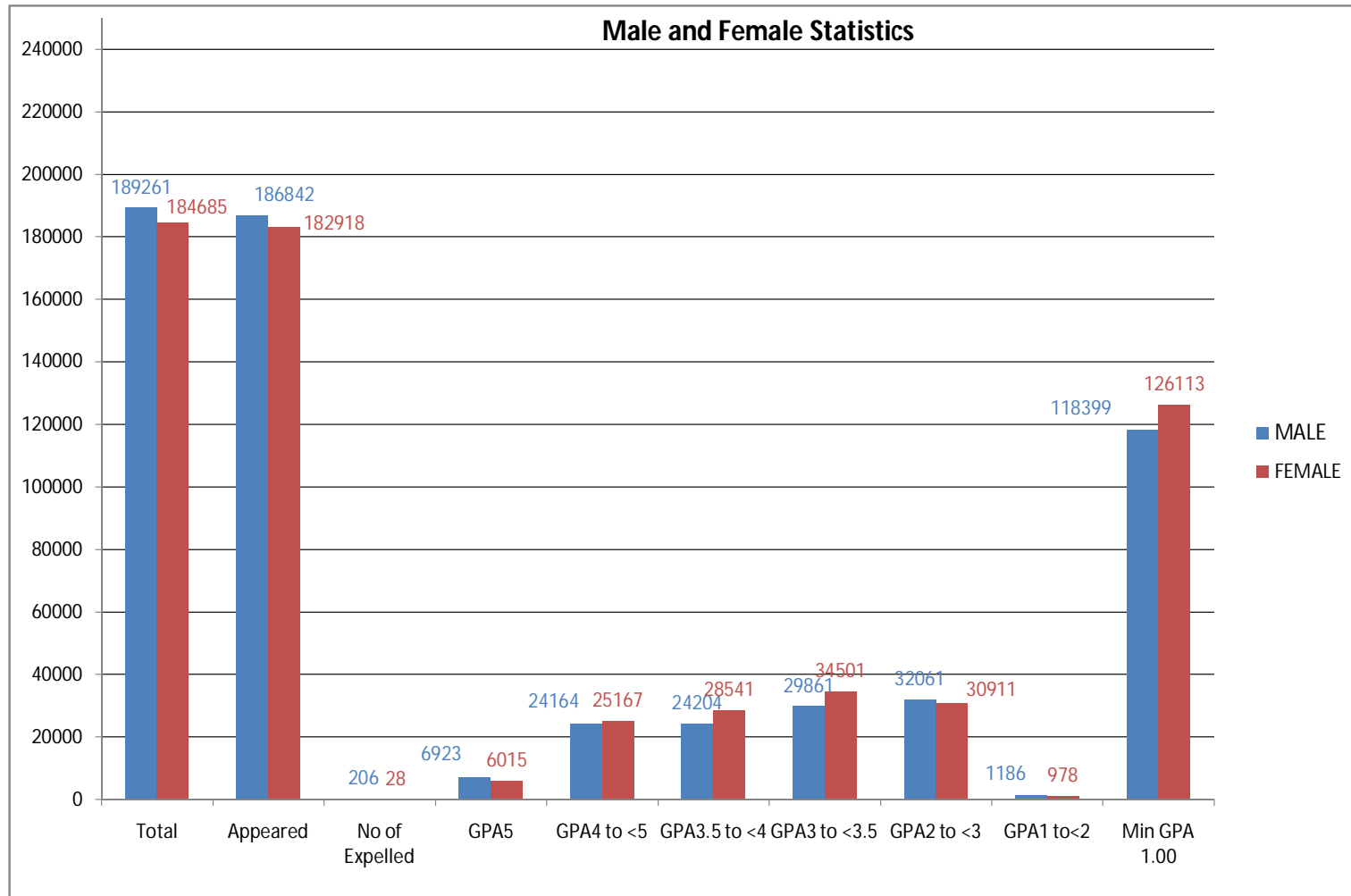
GPA STATISTICS

GROUP	MALE / FEMALE	TOTAL EXAMINEES	APPEARED EXAMINEES	GPA 5	%	GPA 4 TO <5	%	GPA 3.5 TO <4	%	GPA 3 TO <3.5	%	GPA 2 TO <3	%	GPA 1 TO <2	%
SCIENCE	MALE	51,865	51,371	6,177	12.02	14,906	29.02	10,681	20.79	7,378	14.36	2,427	4.72	0	0.00
	FEMALE	39,581	39,384	5,017	12.74	12,189	30.95	9,024	22.91	5,196	13.19	1,259	3.20	0	0.00
	TOTAL	91,446	90,755	11,194	12.33	27,095	29.86	19,705	21.71	12,574	13.85	3,686	4.06	0	0.00
HUMANITIES	MALE	76,259	75,041	160	0.21	2,963	3.95	5,626	7.50	11,441	15.25	16,304	21.73	727	0.97
	FEMALE	99,674	98,570	289	0.29	5,688	5.77	10,813	10.97	19,253	19.53	21,794	22.11	819	0.83
	TOTAL	175,933	173,611	449	0.26	8,651	4.98	16,439	9.47	30,694	17.68	38,098	21.94	1,546	0.89
BUSINESS STUDIES	MALE	61,137	60,430	586	0.97	6,295	10.42	7,897	13.07	11,042	18.27	13,330	22.06	459	0.76
	FEMALE	45,430	44,964	709	1.58	7,290	16.21	8,704	19.36	10,052	22.36	7,858	17.48	159	0.35
	TOTAL	106,567	105,394	1,295	1.23	13,585	12.89	16,601	15.75	21,094	20.01	21,188	20.10	618	0.59
TOTAL MALE		189,261	186,842	6,923	3.71	24,164	12.93	24,204	12.95	29,861	15.98	32,061	17.16	1,186	0.63
TOTAL FEMALE		184,685	182,918	6,015	3.29	25,167	13.76	28,541	15.60	34,501	18.86	30,911	16.90	978	0.53
GRAND TOTAL		373,946	369,760	12,938	3.50	49,331	13.34	52,745	14.26	64,362	17.41	62,972	17.03	2,164	0.59



Tapan Kumar Sarkar
Controller of Examinations

**Board of Intermediate and Secondary Education, Dhaka
Higher Secondary Certificate Examination 2018**



BOARD OF INTERMEDIATE AND SECONDARY EDUCATION, DHAKA

Higher Secondary Certificate Examination - 2018 (Zilla & Percentage)

Sl #	Zilla	Total College	No of Examinees			Appeared			Passed			% of Pass			GPA 5.00		
			Male	Female	Total	Male	Female	Total	Male	Female	Total	Male	Female	Total	Male	Female	Total
1	DHAKA MAHANAGARI	319	51916	42961	94877	51279	42618	93897	41691	36427	78118	81.30	85.47	83.20	5698	4701	10399
2	DHAKA	64	8547	8986	17533	8433	8881	17314	5301	6505	11806	62.86	73.25	68.19	60	101	161
3	GAZIPUR	90	9951	11106	21057	9789	11011	20800	5986	7620	13606	61.15	69.20	65.41	142	117	259
4	NARAYANGANJ	52	9641	10557	20198	9522	10442	19964	5496	7227	12723	57.72	69.21	63.73	37	84	121
5	NARSINGDI	64	7777	8864	16641	7683	8779	16462	4982	5964	10946	64.84	67.93	66.49	183	228	411
6	MUNSHIGANJ	26	3568	4974	8542	3512	4883	8395	2016	3200	5216	57.40	65.53	62.13	7	29	36
7	MANIKGANJ	30	5708	5551	11259	5623	5490	11113	2905	3570	6475	51.66	65.03	58.27	11	40	51
8	TANGAIL	96	14899	13048	27947	14740	12933	27673	7652	7979	15631	51.91	61.69	56.48	176	103	279
9	FARIDPUR	40	7694	7692	15386	7579	7594	15173	3518	4295	7813	46.42	56.56	51.49	45	31	76
10	MADARIPUR	28	5987	6059	12046	5920	5983	11903	4155	4255	8410	70.19	71.12	70.65	18	43	61
11	SHARIATPUR	27	3179	4212	7391	3137	4161	7298	1813	2338	4151	57.79	56.19	56.88	5	6	11
12	RAJBARI	32	4535	4650	9185	4457	4588	9045	1949	2596	4545	43.73	56.58	50.25	8	6	14
13	GOPALGANJ	33	6898	5523	12421	6784	5446	12230	3688	3448	7136	54.36	63.31	58.35	16	20	36
14	MYMENSINGH	127	18164	17570	35734	17979	17437	35416	11077	11313	22390	61.61	64.88	63.22	409	371	780
15	KISHOREGANJ	56	9216	10971	20187	9090	10874	19964	5172	6938	12110	56.90	63.80	60.66	41	70	111

BOARD OF INTERMEDIATE AND SECONDARY EDUCATION, DHAKA

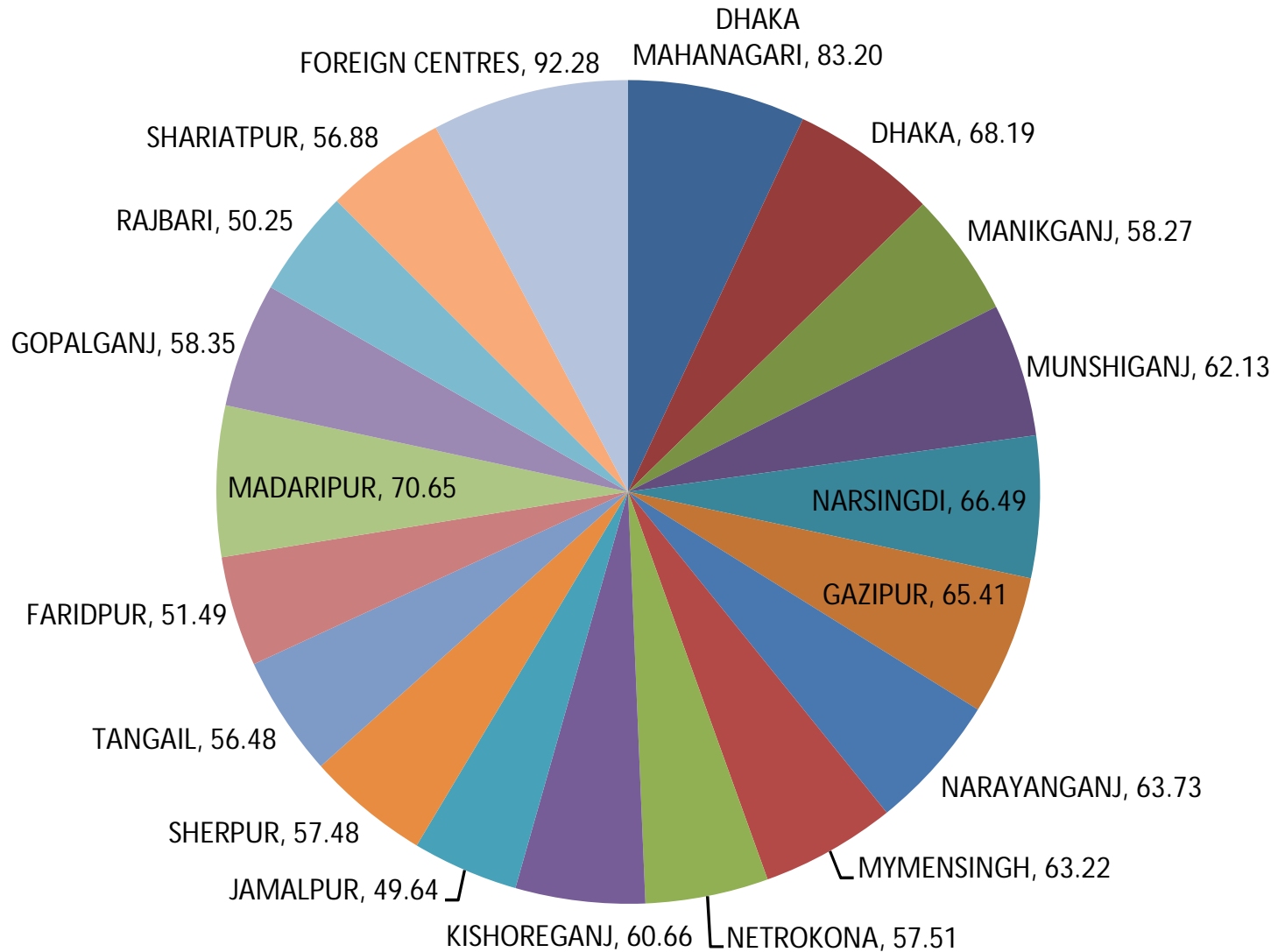
Higher Secondary Certificate Examination - 2018 (Zilla & Percentage)

Sl #	Zilla	Total College	No of Examinees			Appeared			Passed			% of Pass			GPA 5.00		
			Male	Female	Total	Male	Female	Total	Male	Female	Total	Male	Female	Total	Male	Female	Total
16	NETROKONA	40	7367	8073	15440	7281	8023	15304	4045	4756	8801	55.56	59.28	57.51	9	19	28
17	JAMALPUR	72	9558	9113	18671	9436	9038	18474	4383	4787	9170	46.45	52.97	49.64	27	21	48
18	SHERPUR	29	4497	4635	9132	4447	4603	9050	2437	2765	5202	54.80	60.07	57.48	22	18	40
19	FOREIGN CENTRES	7	159	140	299	151	134	285	133	130	263	88.08	97.01	92.28	9	7	16

Total College : 1232

Board of Intermediate and Secondary Education, Dhaka
Higher Secondary Certificate Examination 2018

District wise % of Pass



BOARD OF INTERMEDIATE AND SECONDARY EDUCATION, DHAKA

STATISTICS OF INSTITUTIONS (FOREIGN ONLY) OF HSC EXAMINATION - 2018

SL NO.	INST. CODE	NAME OF INSTITUTIONS	APPEARED STUDENTS	NO. OF PASS	PERCENTAGE (%)	# OF GPA-5
1	9526	BANGLADESH ISLAMIA SCHOOL & COLLEGE,ABU DHABI ,FOREIGN CENTRES	17	17	100.00	0
2	9585	BANGLADESH SCHOOL & COLLEGE,MANAMA ,FOREIGN CENTRES	18	17	94.44	0
3	9575	BANGLADESH INTERNATIONAL SCHOOL & COLLEGE, RIYADH,RIYADH ,FOREIGN CENTRES	83	77	92.77	11
4	9500	BANGLADESH MASHHOOR-UL-HAQ MEMORIAL HIGH SCHOOL & COLLEGE, DOHA, QATAR,DOHA ,FOREIGN CENTRES	54	50	92.59	2
5	9600	BANGLADESH COMMUNITY SCHOOL & COLLEGE, TRIPOLI,TRIPOLI ,FOREIGN CENTRES	12	11	91.67	0
6	9550	BANGLADESH INTERNATIONAL SCHOOL & COLLEGE, JEDDAH,JEDDAH ,FOREIGN CENTRES	78	71	91.03	2
7	9525	SHAIKH KHALIFA BIN ZAYED BANGLADESH ISLAMIA SCHOOL & COLLEGE, ABU DHAB,ABU DHABI ,FOREIGN CENTRES	23	20	86.96	1
TOTAL :			285	263	92.28	16

BOARD OF INTERMEDIATE AND SECONDARY EDUCATION, DHAKA

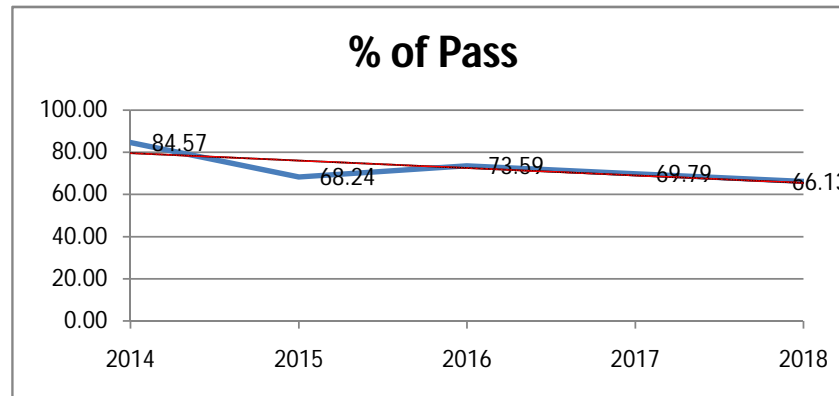
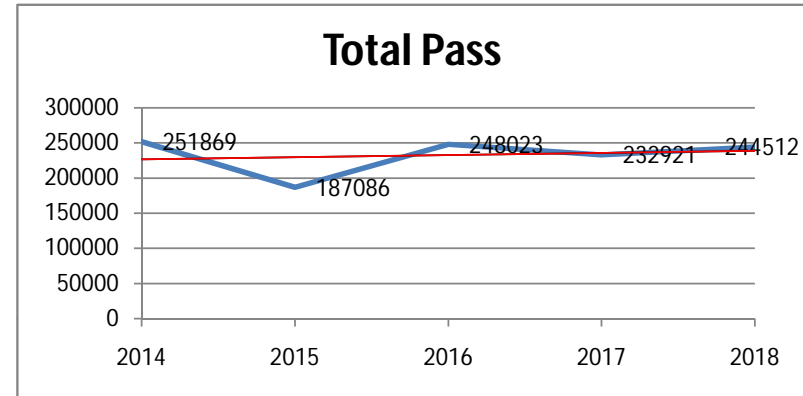
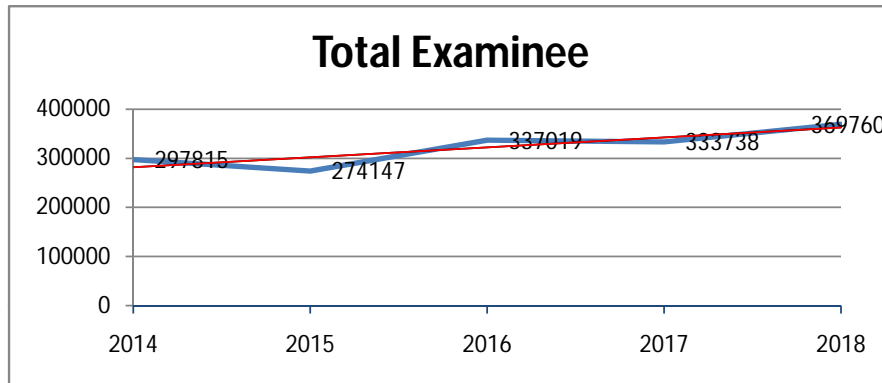
Higher Secondary Certificate Examination

Comparative Statistics 2016 -2018

Year	Group	Total Student		Appeared Students		Minimum GPA 1.00		% of Pass		GPA-5 Student	
		Male	Female	Male	Female	Male	Female	Male	Female	Male	Female
2016	Science	40633	27574	40282	27447	36,162	25,069	89.77	91.34	13,980	10,974
	Humanities	66570	89265	65435	88337	40,641	60,307	62.11	68.27	211	485
	B. Studies	67863	48777	67120	48398	47,835	38,009	71.27	78.53	1,122	1,455
	Total	175066	165616	172837	164182	124,638	123,385	72.11	75.15	15,313	12,914
	Grand Total	340682		337,019		248,023		73.59		28,227	
2017	Science	46374	33122	46007	32985	40,312	29,530	87.62	89.53	9,518	7,942
	Humanities	66065	85907	64890	85042	34,000	50,923	52.40	59.88	111	215
	B. Studies	61572	44454	60778	44036	42,808	35,348	70.43	80.27	543	725
	Total	174011	163483	171675	162063	117,120	115,801	68.22	71.45	10,172	8,882
	Grand Total	337494		333,738		232,921		69.79		19,054	
2018	Science	51865	39581	51371	39384	41,569	32,685	80.92	82.99	6,177	5,017
	Humanities	76259	99674	75041	98570	37,221	58,656	49.60	59.51	160	289
	B. Studies	61137	45430	60430	44964	39,609	34,772	65.55	77.33	586	709
	Total	189261	184685	186842	182918	118,399	126,113	63.37	68.95	6,923	6,015
	Grand Total	373946		369,760		244,512		66.13		12,938	

Board of Intermediate and Secondary Education, Dhaka Higher Secondary Certificate Examination, 2018

Five Year's Data Graphically Present



BOARD OF INTERMEDIATE AND SECONDARY EDUCATION, DHAKA

HIGHER SECONDARY CERTIFICATE EXAMINATION - 2018

ZILLA WISE DISTRIBUTION OF COLLEGES % (PERCENTAGE) OF PASS 0 TO 100

SL	ZILLA	0%	0%>-<=5	5%>-<=10	10%>-<=15	15%>-<=20	20%>-<=50	50%>-<100	100%
1	DHAKA MAHANAGARI	2	0	0	2	5	47	249	15
2	DHAKA	0	1	0	1	1	9	51	1
3	GAZIPUR	0	0	0	0	1	27	60	2
4	NARAYANGANJ	0	0	0	0	1	10	40	1
5	NARSINGDI	0	0	0	0	0	16	42	6
6	MUNSHIGANJ	0	0	0	0	0	7	18	1
7	MANIKGANJ	0	0	0	2	1	9	16	2
8	TANGAIL	0	0	3	2	3	36	48	4
9	FARIDPUR	0	0	2	0	1	18	19	0
10	MADARIPUR	0	0	0	1	0	1	26	0
11	SHARIATPUR	0	0	0	0	0	9	18	0
12	RAJBARI	0	0	0	0	0	15	17	0
13	GOPALGANJ	0	0	0	0	2	12	19	0
14	MYMENSINGH	0	0	0	1	2	40	81	3
15	KISHOREGANJ	0	0	0	1	1	18	34	2
16	NETROKONA	1	0	0	0	1	14	24	0
17	JAMALPUR	2	0	1	4	2	30	32	1
18	SHERPUR	1	0	0	0	0	13	15	0
19	FOREIGN CENTRES	0	0	0	0	0	0	5	1
TOTAL :		6	1	6	14	21	331	814	39

BOARD OF INTERMEDIATE AND SECONDARY EDUCATION, DHAKA
DIPLOMA IN BUSINESS STUDIES EXAMINATION - 2018

Group	Male / Female	Total Student	Appeared Student	Pass Student	% of Pass	No. of GPA-5	Expelled
Sec Sc. Ban	Male	8	8	8	100.00	0	0
	Female	0	0	0	0.00	0	0
Sec Sc. Eng	Male	0	0	0	0.00	0	0
	Female	0	0	0	0.00	0	0
Accounting	Male	846	815	708	86.87	0	0
	Female	116	113	106	93.81	0	0
Total	Male	854	823	716	87.00	0	0
	Female	116	113	106	93.81	0	0
		970	936	822	87.82	0	0

Total Number of Institutions : 18